


## SILVER PRO ELECTRODES SUITABLE FOR PT-600® TORCH

### THERMACUT INTRODUCES A NEW CHOICE OF ELECTRODES WITH SILVER PRO TECHNOLOGY

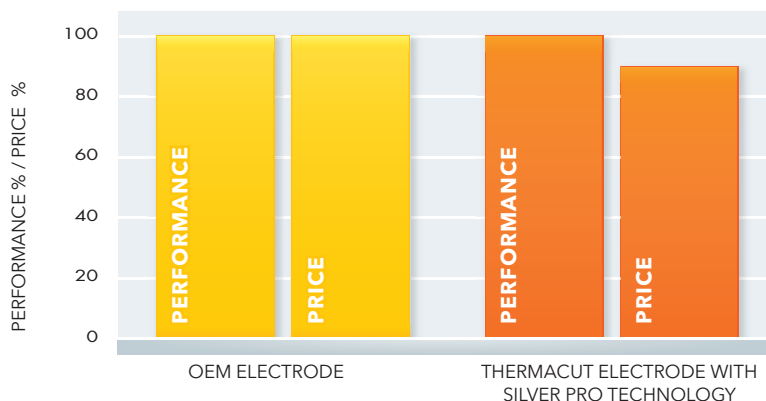
NOW YOU CAN CHOOSE OPTIMAL ELECTRODE TECHNOLOGY ONLY THERMACUT OFFERS YOU TWO ELECTRODE OPTIONS FOR YOUR PT-600® TORCH




### THE NEW DESIGN OF THE SILVER PRO ELECTRODES ALLOWS YOU TO DECREASE YOUR COSTS FOR PLASMA CUTTING

Electrodes with SILVER PRO technology are designed to achieve very similar performance while lowering purchasing costs compared to the OEM electrode. The solid silver insert of the Silver Pro electrode improves the flow of electricity and simultaneously chills the area around hafnium insert that extends the lifetime of the electrode. Internal tests results have proven that compared to the OEM electrode the use of our SILVER PRO technology allows you to lower the cost per meter cut while maintaining 100% cut quality. The all-silver, SILVER EX-® electrodes still remain the best solution from a material and cut speed point of view but, due to the increasing material cost of silver, the price of the SILVER EX-® electrodes are increasing.

### GRAPH: LIFETIME TEST RESULTS OF ELECTRODE WITH THE SILVER PRO TECHNOLOGY AND ORIGINAL MANUFACTURER'S ELECTRODE

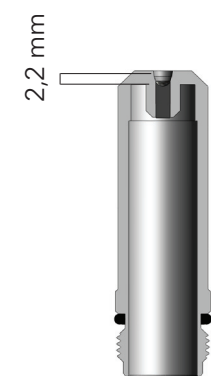


## CONSUMABLES SUITABLE FOR PT-600\*

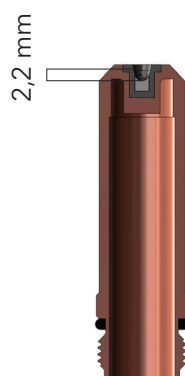


Item	Part. No.	Ref. No.	Description	Pckg.	Item	Part. No.	Ref. No.	Description	Pckg.
1.	T-10128	37081	Shield Retainer	1		T-5330	0558001623	Nozzle 250A	1
2.	T-2266	21802	Shield 100-250A	1		T-5335	0558001885	Nozzle 360A	1
	T-2267	21945	Shield 360A	1		T-5336	0558001886	Nozzle 400A	1
	T-4580*	21795 OEM	Shield 50A	1		T-5337	0558001887	Nozzle 600A	1
NS	T-10124	0558004678	Precision shield 110-200A		7.	T-4907	0558001624-AG	Electrode 250A, SilverEX-®	5
3.	T-2269	21944	Gas Diffuser 100-360A	1	8.	T-4910	0558002516-AG	Electrode 360/400A, SilverEX-®	5
	T-10331	22496	Gas Diffuser 100-360A, ccw	1	9.	T-11238**	0558001624-PRO	Electrode 250A, SILVER PRO	5
NS	T-2268	21796	Gas Diffuser 50A	1	10.	T-11239**	0558002516-PRO	Electrode 360/400A, SILVER PRO	5
4.	T-10129	37082	Nozzle Retaining Cap	1	11.	T-11240**	T-11240-PRO	Electrode 250A, SILVER PRO	5
5.	T-1720	22026	Nozzle Tip 50A	1	NS	T-11201	0558001621	Electrode Holder	1
	T-1717	22029	Nozzle Tip 100A	1	NS	T-4606	0558002533	Gas Baffle, 4 hole × 0,032, CW	1
	T-1718	22030	NozzleTip 150A	1		T-4607	0558002534	Gas Baffle, 4 hole × 0,032, CCW	1
	T-1719	22031	NozzleTip 200A	1		T-4636	0558001625	Gas Baffle, 8 hole × 0,047, CW	1
5a.	T-1721	22027	Nozzle Base 50A	1		T-10695	0558002530 OEM	Baffle, 8 Hole × 0,047, CCW	1
	T-1722	22028	Nozzle Base 100-200A	1		T-11119	0558002530	Baffle, 8 Hole × 0,047, CCW	1
6.	T-5331	0558001881	Nozzle 50A	1	NS	T-2352	37071 OEM	Contact Ring Assembly	1
	T-5332	0558001882	Nozzle 100A	1	NS	T-10283	0558001825	Torch Body	1
	T-5333	0558001883	Nozzle 150A	1	NS	T-11202	T-11202	Electrode holder wrench	1
	T-5334	0558001884	Nozzle 200A	1					

## ELECTRODE WEAR



Maximum wear  
of the all-silver electrode  
2,2 mm deep



Maximum wear of  
Thermacut SILVER PRO  
electrode 2,2 mm deep

Internal tests proved that electrode with SILVER PRO technology allows maximum wear 2,2 mm deep as well as all-silver electrode.

### General rules on how to optimize the plasma cutting process and how to obtain the best consumables life and cutting quality:

- 1) Keep consumables in a clean place, dirt, dust or moisture will contaminate your coolant and damage your cooling system.
- 2) 90% of consumable life problems is caused by your cooling system condition, maintain it well. Change the coolant periodically.
- 3) Let the gas purge through the torch for 30sec or 1min during the initial morning start to get condensed moisture out and then after every consumables change to get the residual coolant out.
- 4) Check the real torch height compared to the arc voltage during cutting.
- 5) Check condition of your consumables:
  - swirl parts has to have perfect condition of the small orifices
  - no part can be damaged any way, damaged O-rings can cause gas or coolant leaking, nozzle orifice can greatly influence cut quality
- 6) Don't let tear the cutting arc off, it can happen by mistake in cutting program or getting cutting torch out of the plate, it can decrease consumable life more than 90%.
- 7) Protect shield and nozzle against the spatter by cleaning or better yet combine cleaning and using of good separation chemicals, we recommend to use our Heat Shield Grease, ref. no. T-11700.
- 8) consumable life is best indicator of your machine condition, watch it by register in machine diar, we recommend to use our Hafnium Depth Pit Gauge, ref. no. T-11600.
- 9) Keep whole cutting machine in good condition.